

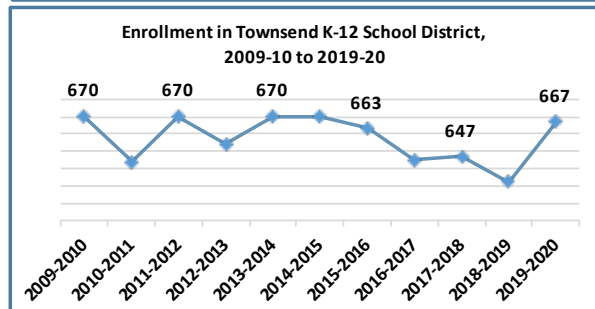
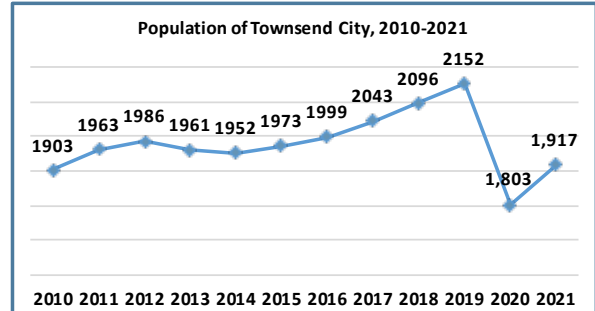
# Broadwater County, Montana

## COMMUNITY PROFILE

### POPULATION CHARACTERISTICS

	Broadwater County	Townsend City
<b>Total population</b>		
2021	7,288	1,903
2010	5,633	1,878
Change 2010-2021	29%	1%
<b>Population by race, 2017-2021 average</b>		
White alone	95%	96%
American Indian or Alaskan Native alone	0%	2%
Other	3%	2%
<b>Population by ethnicity, 2017-2021 average</b>		
Non-Hispanic	97%	95%
Hispanic	3%	5%
<b>Population by age group, 2017-2021 average</b>		
Under age 18	19%	16%
Age 18-64	58%	63%
Age 65 and older	23%	21%
Median age, 2017-2021 average, years	47	53

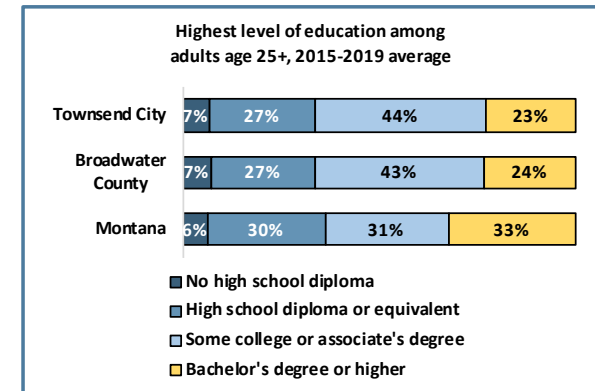
SOURCE: US Census Bureau



### SOCIAL CHARACTERISTICS

	Montana State	Broadwater County	Townsend City
<b>Income, 2017-2021 average</b>			
Per capita income	\$34,423	\$33,398	\$28,958
Median household income	\$52,559	\$56,469	\$50,341
<b>Poverty, 2017-2021 average</b>			
Overall poverty			
Number	131,512	454	224
Rate	12.5%	6.9%	10.3%
Children living in poverty			
Number	34,405	77	53
Rate	15.2%	6.1%	14.7%
<b>Food insecurity, 2018</b>			
Overall rate	8.5%	7.9%	---
Rate among children	13.6%	13.3%	---

SOURCES: US Census Bureau, Feeding America



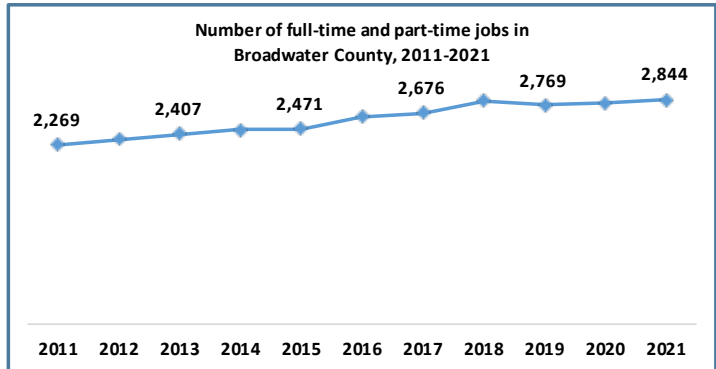
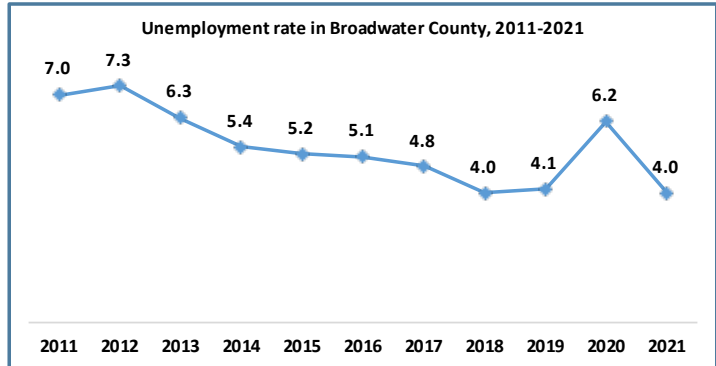
This project is supported by USDA's Agriculture and Food Research Initiative (AFRI) of the National Institute of Food and Agriculture, Grant #2016-10945. It is part of the AFRI Foundational program.



## ECONOMIC CHARACTERISTICS

	Broadwater County
<b>Full- and part-time jobs</b>	
Total, 2019	2,844
Total, 2014	2,632
Total, 2009	2,269
Change, 2014-2019	8%
Change, 2009-2014	16%
<b>Employment characteristics</b>	
Unemployment rate, 2019	4.0%
Self-employment rate, 2019	49%
Average annual pay, 2019	\$41,336
<b>Business establishments with paid employees, by size, 2017</b>	
Total number of business establishments	175
With 1-4 paid employees	73%
With 5-9 paid employees	14%
With 10-19 paid employees	7%
With 20-49 paid employees	4%
With 50 or more paid employees	0%

SOURCES: US Bureau of Economic Analysis, US Department of Labor, US Census Bureau



## HOUSING CHARACTERISTICS

	Broadwater County	Townsend City
<b>Total housing units, 2015-2019 average</b>		
Number of housing units	2,740	966
<b>Housing type, 2015-2019 average</b>		
1 unit, attached or detached	79%	69%
2-4 units	2%	5%
5 or more units	4%	10%
Mobile home, boat, RV, van, etc.	15%	16%
<b>Housing tenure for occupied housing units, 2015-2019 average</b>		
Owner-occupied units	81%	74%
Renter-occupied units	19%	26%
<b>Housing affordability, 2015-2019 average</b>		
Households spending 30% or more of income on housing costs		
Owner-occupied units	40%	33%
Renter-occupied units	32%	47%

SOURCE: US Census Bureau

**PROJECT PARTNERS**  
 University of Idaho  
 Montana Economic Developers Association

**CONTACT INFORMATION**  
 Rebecca Meyers  
 medaexec@gmail.com  
<https://www.medamembers.org/>

### MORE DATA

For more information about your community, view the demographic and other profiles at Headwaters Economics' Economic Profile System:

<https://headwaterseconomics.org/tools/economic-profile-system/>