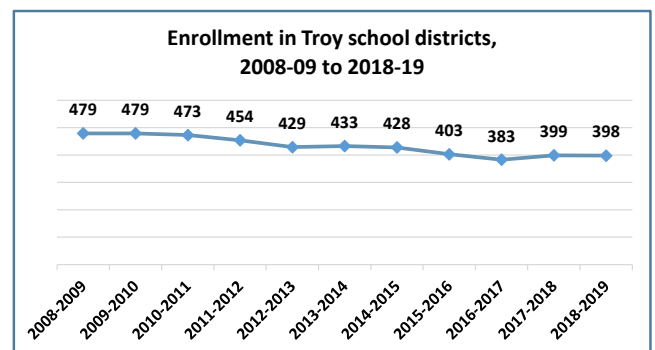
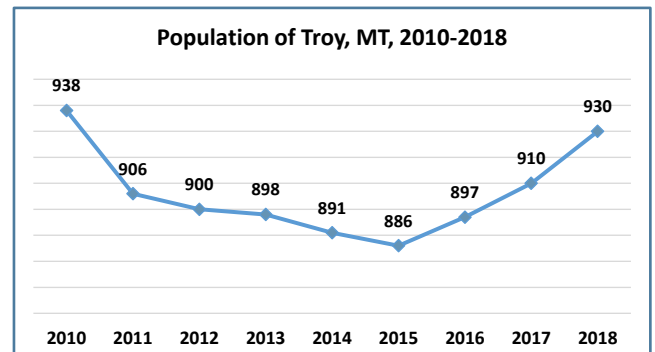


TROY, MONTANA COMMUNITY PROFILE



POPULATION

	Lincoln County	Troy City
Total population		
2018	19,794	930
2010	19,687	938
Change 2010-2018	1%	-1%
Population by race, 2014-2018 average		
White alone	95%	96%
American Indian or Alaskan Native alone	1%	3%
Other	4%	1%
Population by ethnicity, 2014-2018 average		
Non-Hispanic	97%	100%
Hispanic	3%	0%
Population by age group, 2014-2018 average		
Under age 18	18%	6%
Age 18-64	55%	49%
Age 65 and older	27%	46%
Median age, 2014-2018 average, years	52.6	63.9

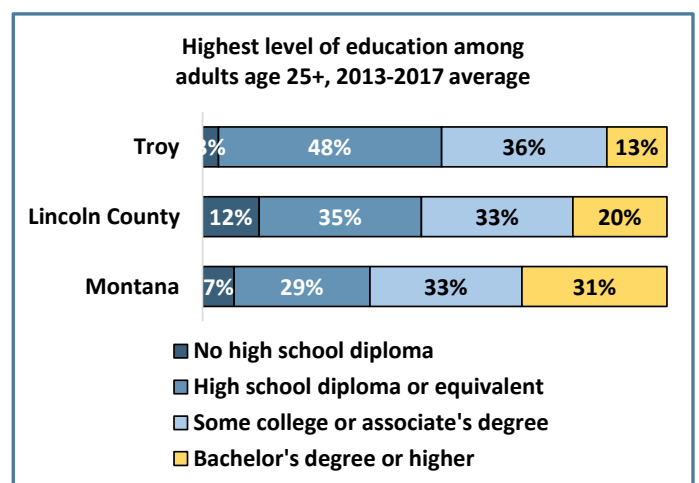


SOURCES: US Census Bureau, US Department of Education

SOCIAL CHARACTERISTICS

	Montana State	Lincoln County	Troy City
Income, 2014-2018 average			
Per capita income	\$29,765	\$24,082	\$23,512
Median household income	\$52,559	\$38,287	\$29,321
Poverty, 2014-2018 average			
Overall poverty			
Number	139,063	3,552	104
Rate	13.7%	18.5%	15.2%
Children living in poverty			
Number	36,433	1,043	0
Rate	16.4%	29.9%	0.0%
Food insecurity, 2017			
Overall rate	11.1%	14.2%	---
Rate among children	16.1%	22.3%	---

SOURCES: US Census Bureau, Feeding America



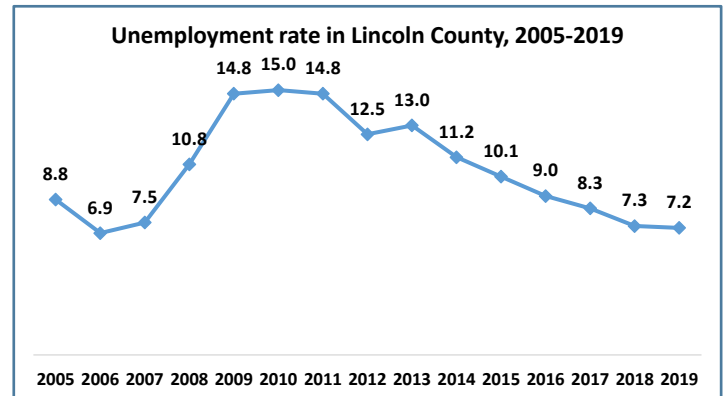
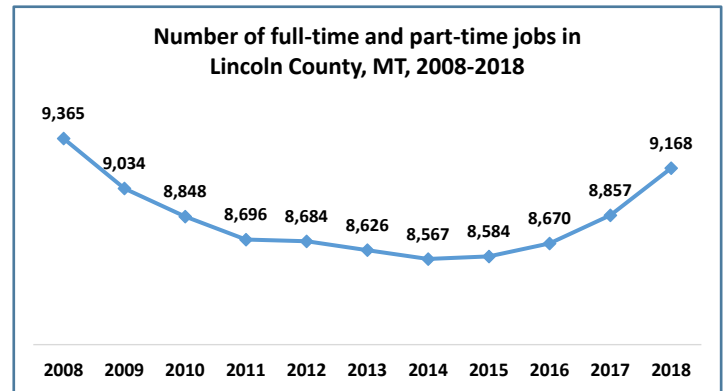
This project is supported by USDA's Agriculture and Food Research Initiative (AFRI) of the National Institute of Food and Agriculture, Grant #2016-10945. It is part of the AFRI Foundational program.



ECONOMIC CHARACTERISTICS

	Lincoln County	Troy City
Full- and part-time jobs		
Total, 2018	9,168	---
Total, 2013	8,626	---
Total, 2008	9,365	---
Change, 2013-2018	6%	---
Change, 2008-2013	-8%	---
Top five industries, by number of jobs, 2018		
Total number of full- and part-time jobs	9,168	---
Health care and social assistance	1,275	---
Government & government enterprises	1,262	---
Retail trade	1,107	---
Construction	838	---
Accommodation and food services	690	---
Employment characteristics		
Labor force participation rate, 2014-2018 average	47%	38%
Unemployment rate, 2014-2018 average	10.4%	1.6%
Self-employment rate, 2018, percent	35%	---
Average annual pay, 2018	\$35,364	---
Business establishments with paid employees, by size, 2017		
Total number of business establishments	603	---
With 1-4 paid employees	376	---
With 5-9 paid employees	126	---
With 10-19 paid employees	64	---
With 20-49 paid employees	27	---
With 50 or more paid employees	10	---

SOURCES: US Census Bureau, US Bureau of Economic Analysis, US Department of Labor



HOUSING CHARACTERISTICS

	Lincoln County	Troy City
Total housing units, 2014-2018 average		
Number of housing units	11,653	468
Housing tenure for occupied housing units, 2014-2018 average		
Owner-occupied units	78%	71%
Renter-occupied units	22%	29%
Housing type, 2014-2018 average		
1 unit, attached or detached	77%	68%
2-4 units	3%	8%
5 or more units	3%	3%
Mobile home, boat, RV, van, etc.	17%	21%
Housing affordability, 2014-2018 average		
Households spending 30% or more of income on housing costs		
Owner-occupied units	29%	21%
Renter-occupied units	39%	58%

SOURCES: US Census Bureau

PROJECT PARTNERS
 Montana State University
 Montana Economic Developers Association

CONTACT INFORMATION
 Gloria O'Rourke
gloria@medamembers.org
<http://medamembers.org/meda>
<http://www.communityreview.org>

MORE DATA

For more information about your community, view the demographic and other profiles at Headwaters Economics' Economic Profile System: <https://headwaterseconomics.org/tools/economic-profile-system/>.